


*Using our technology:*

*Instruction and  
practice for  
raising hands*



## *From a PC or Mac*

- move your mouse to the lower portion of your Zoom window & the toolbar will appear



- Click on “Participants” to display a list of participants

# From a PC or Mac

At the bottom of the participants list, you will have the option to raise and lower your hand

*Using our technology:*

*Instruction and practice for raising hands.*

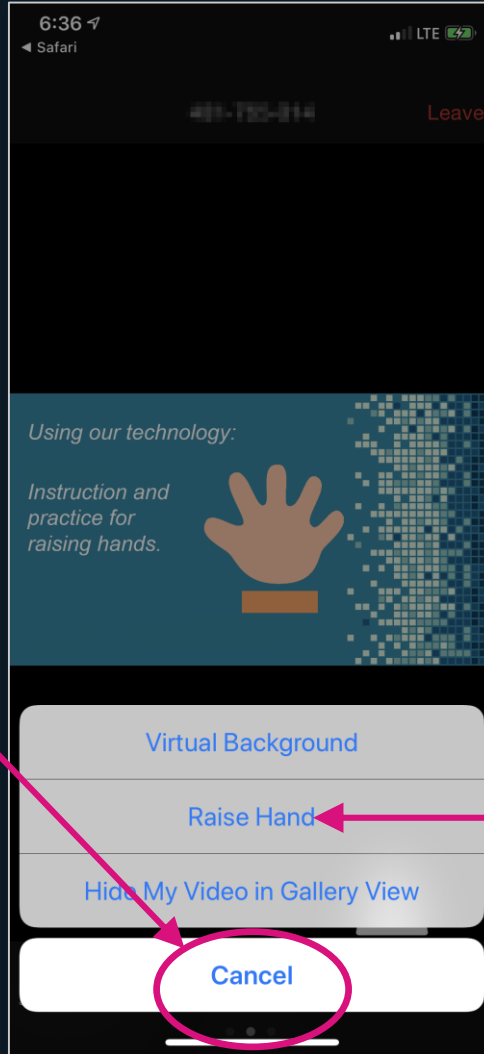
Participants (2)

- Nick Elson (Me)
- AG Andrey Glazkov (Host)

Unmute Stop Video Invite Manage Participants Share Chat Record Breakout Rooms End Meeting

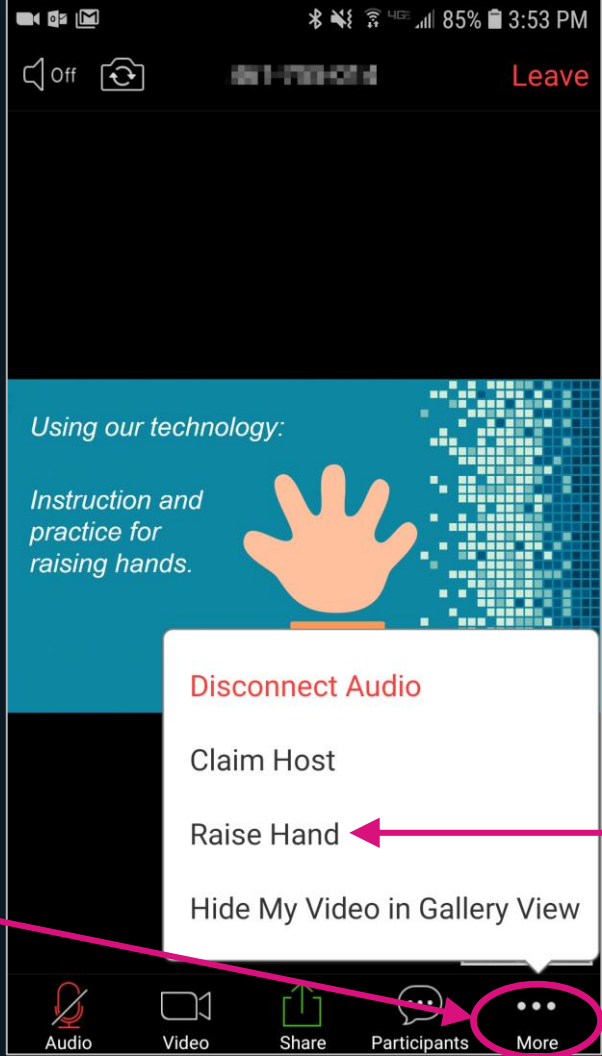
# From an iPhone

Touch the bottom center of your screen to access a pop-up menu



You can raise or lower your hand from here

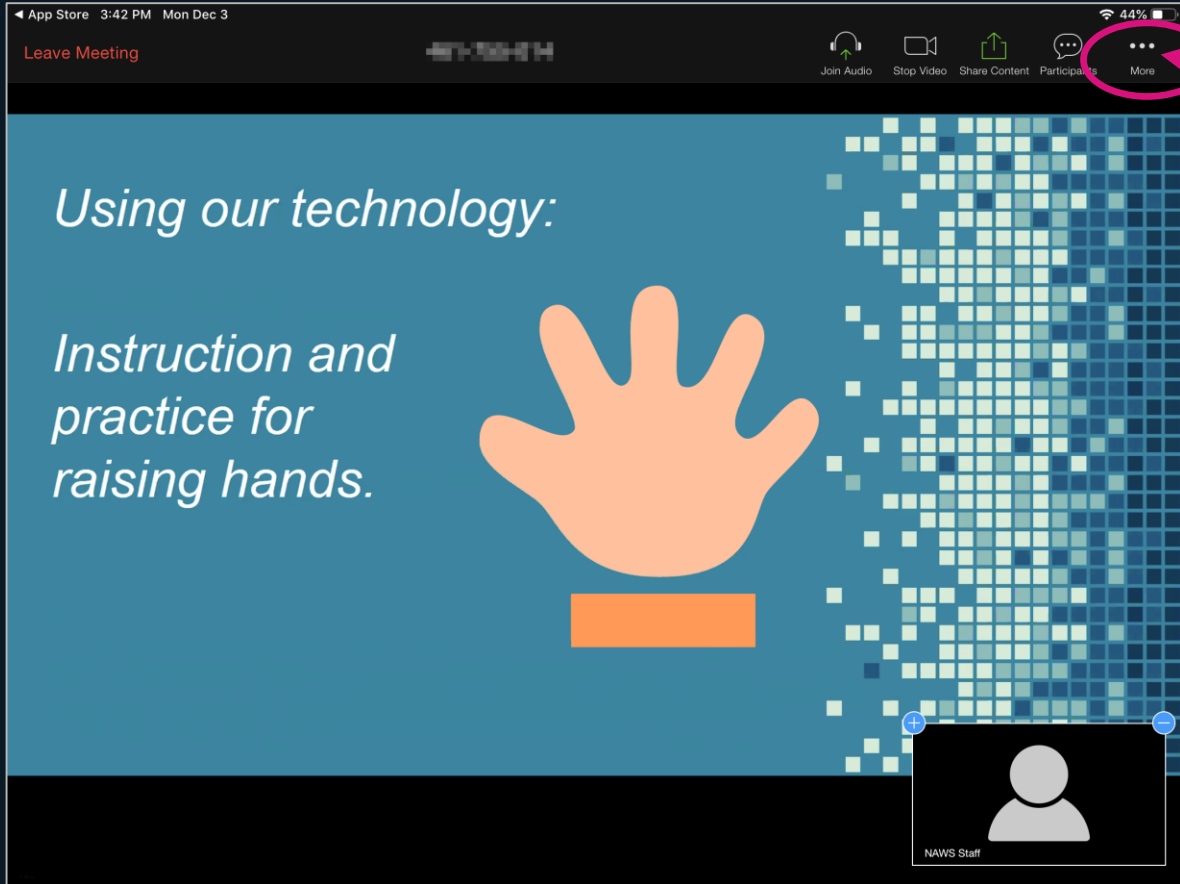
*From an android phone*



Select the  
“More” from the  
toolbar

A pop-up menu  
will appear,  
giving you the  
option to raise  
and lower your  
hand

# From an iPad



Select "More" from the toolbar at the top of the display to access the option to raise and lower your hand.

# *From an audio-only connection on any mobile device*

Press \*9 to  
raise your hand

[Pressing \*6 will  
mute and  
unmute you]

